

Quick-Acting Mould Couplers

These Parker Legris quick-acting couplers provide the **best compromise** between **technical performance and ease of use** while providing long-term, reliable temperature regulation.

Product Advantages

Ergonomic | Can be connected using one hand by simply pushing the coupler body into the socket
Knurled sleeve provides excellent grip
Compact

Performance | Direct and automatic sealing
Socket threads are pre-coated
Maximum flow rate

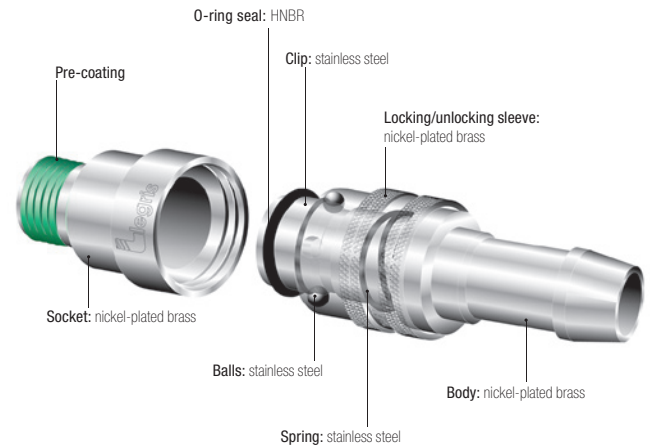


Applications
Plastic Injection Moulding
Cooling
Die-Casting
Rubber Overmoulding
Printing
Coating & Laminating

Technical Characteristics

Compatible Fluids	Cold water, coolants, hot water, oil
Working Pressure	0 to 10 bar
Working Temperature	-15°C to +90°C (water applications) <i>For temperatures above 90°C, please contact us.</i>

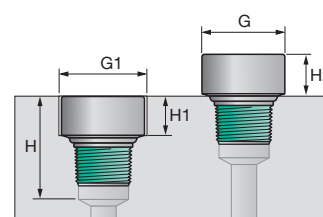
Component Materials



Installation

Cavity Dimensions

	G	G1	H	H1	H2
9075T08 10	21	22	33	24	22
9075T08 13	21	22	34	24	22
9075T08 17	21	22	25	13	11
9075T12 17	32	33	42	30	28
9075T12 21	32	33	45	30	28



Quick-Acting Mould Couplers

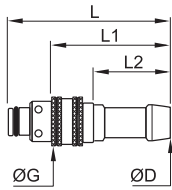
Without Shut-Off



9020 Coupler with Hosetail



Nickel-plated brass, HNBR

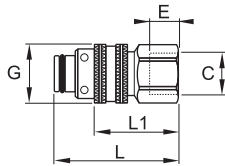


DN	ØD		G	L	L1	L2	kg
8	8	9020T08 08	21	60	44	28	0.050
	10	9020T08 10	21	60	44	28	0.054
	12	9020T08 12	21	65	48	32	0.063
12	13	9020T12 13	32	75	53	32	0.069
	16	9020T12 16	32	75.5	54	32.5	0.172

9040 Coupler, Female BSPP Thread



Nickel-plated brass, HNBR

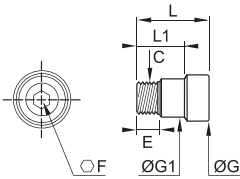


DN	C		E	G	L	L1	kg
8	G1/4	9040T08 13	10.5	21	43	27	0.056
12	G1/2	9040T12 21	15	32	66	44	0.208

9075 Female Socket, Male BSPT Thread



Nickel-plated brass



DN	C		E	F	G	G1	L	L1	kg
8	R1/8	9075T08 10	10	6	21	17.5	32	21	0.028
	R1/4	9075T08 13	13	8	21	17.5	33	22	0.031
	R3/8	9075T08 17	13	8	21	-	24	-	0.023
12	R3/8	9075T12 17	13	10	32	25	41	27	0.073
	R1/2	9075T12 21	16	14	32	25	44	30	0.075

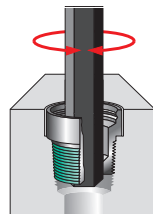
Other coupler shapes are available on request:

- 90° angled body, with hosetail
- 45° angled body, female BSPP
- 90° angled body, female BSPP




Socket Installation

Two types of installation can be used for moulds. Sockets are fitted into the cavities using an Allen key.




Recessed Socket

This type of installation is recommended for new moulds



Exposed Socket

This type of installation is suited to moulds with no existing cavity.




Metal Quick-Acting Coupler Accessories

Parker Legris has developed a range of accessories for quick-acting couplers which save time, **match the product** to the application and **increase the life** of the equipment.

Product Advantages

Performance | Interchangeability with ISO B probe profile
 Avoids tube twisting
 Facilitates use by following movements
 Robust

Adaptable | Two models depending on the application:
 Oscillating fittings:
 • angled at 45° and fitted with a ball bearing
 • effortless rotation through 360°
 Flexible fittings:
 • fitted with a ball joint mounted on a lubricated plastic seat
 • single connection providing an angle of rotation of 70°
 • multiple tees (three connections) providing an angle of rotation of 360°



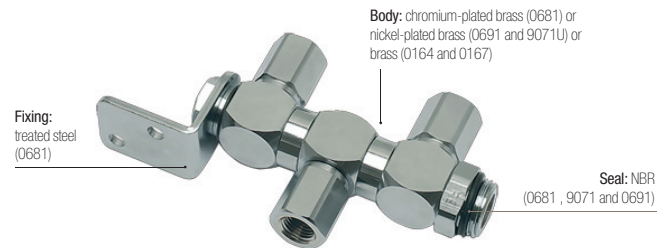
Pneumatics
 Water
 Workshops
 Industrial Machinery

Applications

Technical Characteristics

Compatible Fluids	Industrial fluids
Working Pressure	Oscillating fittings: 0 to 15 bar Flexible fittings: 0 to 10 bar Swivelling multiple tees: 0 to 20 bar
Working Temperature	-5°C to +60°C

Component Materials




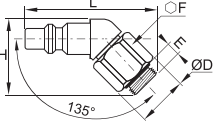


Other accessories are available on request:

- ISO B rotary fitting, male BSPT
- ISO B jointed fitting, male BSPP
- multiple tee with 2 outlets, female male BSPP


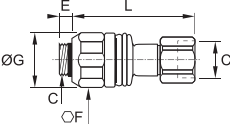



Metal Quick-Acting Coupler Accessories

9071U Oscillating ISO B Probe, Male BSPP Thread


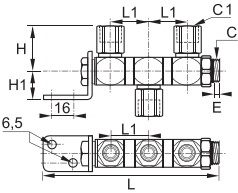


	Treated steel, NBR 	 C 	E	F	H	L	kg
		6 G1/4 9071U06 13	5.5	19	30	52	0.066
		8 G1/4 9071U08 13	5.5	19	30	52	0.077

0691 Flexible Fitting, Female/Male BSPP Thread


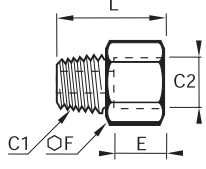


	Treated steel, NBR 	 C 	E	F	G	L	kg
		5.5 G1/4 0691 13 13	5.5	24	25.5	56	0.090

NBR sleeve

0681 Multiple Tee with 3 Female Outlets, Male/Female BSPP Thread


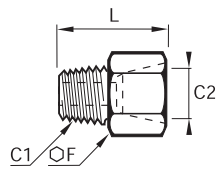


	Chrome-plated brass, NBR 	 C C1 	E	H	H1	L	L1	kg
		G1/2 G1/4 0681 13 21	7.5	36	24	138.5	30	0.430

0164 Adaptor, Male NPT/Female BSPP Thread

	Brass 	 C1 C2 	E	F	L	kg
		NPT1/8 G1/8 0164 11 10	7.5	14	20	0.015
		NPT1/4 G1/4 0164 14 13	11	17	27.5	0.028
		NPT3/8 G3/8 0164 18 17	11.5	22	28.5	0.044
		NPT1/2 G1/2 0164 22 21	15	27	36.5	0.082
		NPT3/4 G3/4 0164 28 27	16.5	32	38.5	0.110

Adaptor for female socket of quick-acting mould couplers

0167 Adaptor, Male BSPT/Female NPT Thread

	Brass 	 C1 C2 	F	L	kg
		R1/8 NPT1/8 0167 10 11	14	21	0.016
		R1/4 NPT1/4 0167 13 14	17	28.5	0.029
		R3/8 NPT3/8 0167 17 18	22	29.5	0.047
		R1/2 NPT1/2 0167 21 22	27	37.5	0.088
		R3/4 NPT3/4 0167 27 28	32	39.5	0.120

Adaptor for female socket of quick-acting mould couplers